




Dow University of Health Sciences

**BS RADIOLOGIC
TECHNOLOGY**

**SESSION
2025-26**



PROSPECTUS Dow Institute of Radiology (DIR)



MESSAGE BY THE VICE CHANCELLOR

PROF. DR. NAZLI HOSSAIN

Vice Chancellor
Dow University of Health Sciences

It is a great honor for me, as the Vice Chancellor of Dow University of Health Sciences (DUHS), to welcome you to one of Pakistan's most distinguished institutions of medical and health sciences education.

Since its establishment in 2004, DUHS has evolved from three constituent colleges into a dynamic and comprehensive university system encompassing over fifty constituent and affiliated institutions. Rooted in the proud legacy of Dow Medical College, founded in 1945, DUHS continues to uphold a tradition of excellence, service, and innovation in healthcare education.

Our allied health programs including Pharmacy, Medical Technology, Nursing, Physical Therapy, Biotechnology, Nutrition, Public Health, Radiology Technology, Psychology, and many more, play a vital role in shaping the future of healthcare. These programs are central to our mission of producing competent, compassionate, and skilled professionals who contribute to the well-being of communities locally and globally.

As we move forward, DUHS is committed to further strengthening its academic and research ecosystem through modern technologies, state-of-the-art healthcare facilities, and a culture of innovation. With the support of our dedicated faculty and the enthusiasm of our students, we are poised to advance toward new milestones in education, research, and patient care.

To our incoming students, I extend my heartfelt congratulations on joining this vibrant academic community. Your journey at DUHS will equip you with the knowledge, skills, and values needed to make meaningful contributions to healthcare in Pakistan and beyond.

I welcome you to DUHS, a university where tradition meets innovation and where every student is empowered to make a difference.

Good luck to each of you as you embark on this fulfilling path!

Overview of Institute:

The *Dow Institute of Radiology* was established in 2008 to have the highest quality medical imaging, research opportunities, and Radiology educational experiences. The diagnostic modalities installed at Dow-Rad, are providing prompt and accurate diagnosis of different diseases at highly competitive rates which has made use of imaging modalities possible by general public. Besides providing economic benefits to the patients, the department of Imaging Services is committed to be at the forefront of new developments and clinical applications in the rapidly changing field of medical imagin

DUHS VISION

To be a pre-eminent academic institution committed to changing and saving lives.

DUHS MISSION

Providing outstanding patient centered education, training and clinical care informed by cutting edge research and innovation generating and disseminating new knowledge.

BS program mission

Our program's mission is to provide our graduates with professional education in diagnostic imaging to become successful technologists who demonstrate the highest level of professionalism and academic, technical, and clinical competence in serving their patients, clients, community, and the profession.

- Well-structured degree program equivalent to B.SC. to be conducted over eight regular semesters over a Four year period consisting of 129 credit hours.
- Based on guidelines of HEC (Higher Education Commission of Pakistan)
- The curriculum is at par with the International standards.

Overview of the Program:

The BS Radiological Technology program curriculum is comprised of courses in basic sciences, mathematics and statistics, application of information and communication technologies, ideology and constitution of Pakistan, and Radiological subjects. The programme offers effective teaching and training to the graduates under the guidance of faculty, supervisors and experienced technologists who coach the students to perform X-rays, MRI, CT scans, mammography, fluoroscopy, ultrasonography and fluoroscopy. This training help students to become expert in their relevant fields before entering professional life. Upon graduation from the program, the graduates will receive a Bachelor of Science (BS) Degree in Radiologic Technology. Radiologic technologists are individuals who are specifically trained in delivering ionizing radiation. He/she is responsible for administering contrast agents for better imaging, for evaluating radiographs and always applying radiation safety standards. Radiologic technologists also provide patient education and support.

Objectives:

1. To enhance knowledge and skills regarding basic as well as advance radiologic techniques including minimally invasive and image guided procedures.
2. To be able to interpret radiologic techniques by providing practical knowledge via hands on training on radiological equipment in addition to theoretical education.
3. To promote and facilitate research and article writing in the field of radiologic technology.
4. To inculcate moral, ethical, and professional values.

Career Prospects:

The U.S. Bureau of Labor Statics (BLS) reported that, while many radiologic technologists and technicians work in hospitals, opportunities are also available in imaging centers and physician's offices (www.bls.gov). They interact with patients, explaining the procedures to them and helping them through the process. Throughout a procedure, they are concerned with both the patient's safety and their own.

Some career titles in radiologic technology can include:

1. **Radiologic technician**
2. **CT technologist**
3. **Radiological technologist**
4. **MRI technologist**
5. **Nuclear technologist**
6. **Interventional technologist**

Recognition by Governing Bodies/Council:



Office of the Registrar Dow University of Health Sciences, Karachi.

Baba-e-Urdu Road
Karachi-74200
Pakistan
Phone: 021-32745828
Facsimile: 021-49215763
registrar@duhs.edu.pk

Ref. No. DUHS/Reg./2018/-2330

Dated the 26 April, 2018

MEMORANDUM


In pursuance of the decision of the Academic Council of the Dow University of Health Sciences taken in its 14th Meeting vide Resolution/Decision No: DUHS-AC-14/15.03.2018/Item-13, unanimously granted Post-facto approval of four (4) years BS Program in Radiologic Technology at Dow Institute of Radiology and its Curriculum.

2. The DUHS Academic Council also decided to stop the AAS program in the same discipline from next session.


(Professor Amanullah)
Registrar
Dow University of Health Sciences,
Karachi

Copy to:

1. The Director, Dow Institute of Radiology, Ojha Campus, Karachi (copy of four (4) years BS Program in Radiologic Technology is enclosed and requested to kindly take appropriate action in the matter).
2. The Director Finance, DUHS, Karachi
3. The Director QEC, DUHS
4. The Director Admissions, DUHS
5. The Director, Q' Bank, DUHS
6. The Controller of Examinations, DUHS
7. The Chairperson, Department of Postgraduate Studies, DUHS
8. The Secretary, Academic Council, DUHS
9. The Incharge, Legal Section, Registrar's Secretariat, DUHS
10. PA to the Vice Chancellor, DUHS.
11. PA to the Pro-Vice Chancellor(s), DUHS.



GOVERNMENT OF PAKISTAN
Ministry of National Health Services Regulations & Coordination
ALLIED HEALTH PROFESSIONALS COUNCIL
EX. PAKISTAN HEALTH RESEARCH COUNCIL, BUILDING
Shahrah-e-Jamshaid off. Condozion Avenue, Sector D-62, Islamabad
Ph: (061)6218751; 9207387; 9207388 Ext. 20



Certificate for Institute


AHPC Registration No: 130058


Name of Institute/University: DOW UNIVERSITY OF HEALTH SCIENCES, KARACHI


Campus Address: ADMIN BLOCK, DMC CAMPUS, DUHS, BABA-E-URDU ROAD, KARACHI-74200

The Institute / University is Registered / Recognized provisionally for one year
for BS/Doctor of Physical Therapy
in the following Disciplines:

1. Medical Laboratory Technology	2. Surgical Technology, including operating room Technology	3. Cardiac care Technology including cardiac surgery, perfusion technology etc.
4. Dental Technology	5. Optometry and Refraction Technology	6. Physiotherapy, including Orthotics and Prosthetics, rehabilitation
7. Ophthalmic Technology	8. Radiography & Imaging Technology	9. Respiratory Therapy including pulmonary function testing
10. Psychology and counseling	11. Nutrition	


 Checked By
Deputy Director (QA)

Valid Upto: 18/08/2025



 Issued By
Secretary AHPC

Eligibility

- HSSC Pre-Medical or equivalent examination (e.g. A-Level, 12th grade etc) duly certified by IBCC with minimum 60% marks.
- Candidate's PRC & Domicile of Sindh

Number of seats: 40

Fee Structure Session 2025-26

Fee Type	Amount in PKR
Admission Fee – (at the time of admission)	PKR 45,000/-
Tuition Fee – (per annum)	PKR 180,404/-
Student Activity Charges – (per annum)	PKR 10,000/-
Library Fee Charges – (per annum)	PKR 10,000/-
Documents Verification Charges – (at the time of admission)	PKR 2,500/-
Without Transport	PKR 247,904/-
Transport Fee – (Optional) – (per annum)	PKR 43,000/-
With Transport	PKR 290,904/-

- Above amounts are excluding govt. taxes. Taxes apply as per Govt. & FBR rules.

Rules for the Payment of Fee

Fee for 2nd, 3rd & 4th year tuition fee (of the respective categories) will have to be paid within the specified time.

Late fee for succeeding years will be charged if fee is not paid within the provided deadline as per rates below:

- First month after lapse of first month 2.5 %of tuition fee
- Second month 5.0% of tuition fee
- Third month 7%of tuition fee
- Fourth month 10%..... of tuition fee

Fee of all categories will be increased by 10% every year.

AFTER FOUR MONTHS OF NON-PAYMENT, THE SEAT IS LIABLE TO BE CANCELLED AND STUDENT WILL NOT BE ALLOWED TO APPEAR IN ANY EXAMINATION.

- Fee deposited is refundable as per the Refund policy guidelines of the DUHS.
- Taxes will be applied as per the FBR/SBR rules.
- Hostel and Transport fee will charge as per calendar year (i.e., Jan. to Dec.).
- Amounts stated in the fee vouchers are excluded of all Bank Charges.
- The Fee Structure may be revised by the university at any time during the course of the study, due to unavoidable circumstances.

All BS Program students are required to submit an **undertaking** affirming that they will not waste their allotted seat.

If a student withdraws from the program or fails to join after securing admission, a **SEAT WASTAGE PENALTY EQUIVALENT TO ONE YEAR'S TUITION FEE** shall be imposed.

Curriculum

Semester 1

ANATOMY
MATHEMATICS & STATISTICS
FUNCTIONAL ENGLISH
SOCIOLOGY
APPLICATION OF INFORMATION AND COMMUNICATION TECHNOLOGIES
IDEOLOGY AND CONSTITUTION OF PAKISTAN

Semester 2

PHYSIOLOGY
MATHEMATICS & STATISTICS
EXPOSITORY WRITING
PHILOSOPHY
RADIOLOGY FOR MEDICAL TECHNOLOGIST-1
CLINICAL PRACTICUM 1

Semester 3

PHARMACOLOGY
BIOLOGY
ISLAMIC STUDIES/ETHICS
MEDICAL IMAGING PHYSICS -1
RADIOLOGY FOR MEDICAL TECHNOLOGIST-2
CLINICAL PRACTICUM 2

Semester 4

PATHOLOGY
ENTREPRENEURSHIP
CIVIC AND COMMUNITY ENGAGEMENT
MEDICAL IMAGING PHYSICS - 2
RADIOLOGY FOR MEDICAL TECHNOLOGIST-3
CLINICAL PRACTICUM 3

Semester 5

RADIOLOGY FOR MEDICAL TECHNOLOGIST- 4
ADVANCED FLOUROSCOPY
CROSS SECTIONAL ANATOMY - 1
MEDICAL AND RESEARCH ETHICS
CLINICAL PRACTICUM 4

Semester 6

NUCLEAR MEDICINE
BASIC COURSE IN ARTIFICIAL INTELLIGENCE IN RADIOLOGY IMAGING
ECHOCARDIOGRAPHY
BIOSTATISTICS AND RESEARCH METHODOLOGY-1
CLINICAL PRACTICUM 5

Semester 7

ULTRASOUND
ADVANCED COMPUTED TOMOGRAPHY
BIOSTATICS AND RESEARCH METHODOLOGY-2
CLINICAL PRACTICUM 6

Semester 8


CROSS SECTIONAL ANATOMY 2
ADVANCE MAGNETIC RESONANCE IMAGING
INTERVENTION RADIOLOGY (Angiography & Cardiac Imaging)
BIOSTATISTICS AND RESEARCH METHODOLOGY-3
CLINICAL PRACTICUM 7

Assessment methods:

Enrolled candidates are assessed for their knowledge about the subject and skills with intervallic analyses. It includes continuous formative and midterm and end semester summative assessments, projects, clinical practicum and competencies.

DOW RADIOLOGY REPORTING ROOM

Dow University of Health Sciences is proud to inaugurate Radiology Reporting Room, fully equipped with Integrated RIS/PACS solution, Hospital Management & Information system of PACS link Corporation first time in any public sector university hospital of Pakistan.



DOW RADIOLOGY LIBRARY

On display in our Library, there are books, journals, correspondence of various kinds, widely used materials and commonly used apparatus that bear witness to the development of our discipline.



Facilities:

The Dow institute of Radiology is located in state-of-the-art building having seminar halls and classrooms well-furnished, spacious and equipped with multimedia facility which enhances teaching-learning process in effective way. It is complemented with an air-conditioned environment that helps students to sustain the exhausting climatic conditions of the city.

The Dow institute of Radiology runs multiple under and post graduate program in which BSRT is skill-oriented program and therefore, has made it mandatory for all the students to do clinical practicums as a part of their curriculum. For that purpose, students are rotated in their departments according to the curriculum of that specific semester to develop proper and adequate understanding and orientation of practical work. To enhance the fitness of students, they will have annual sports week, a recreational area consisting of gymnasium and indoor games is being built where these facilities can be availed by the students.

First aid treatment and general medication are also available for students in any unforeseen circumstances. Moreover, students have an access to make an appointment at hospital doctors' consultation.

- State –of – art equipment in the radiology department
- Digital Library
- Hostel Accommodation
- Wi-Fi facilities
- Computer Lab
- Recreational activities

Dow University of Health Sciences engages their students in recreational activities periodically along with educational activities. It is well believed that healthy minds flourish in healthy bodies; thus, in order to stay active, it is necessary for students to participate and indulge themselves in recreational activities such as:

- Sports Activities
- Annual Picnic
- Ghazal Night
- Welcome and Farewell Parties etc...
- Transportation service

University transport facility is available on nominal charges for all students, faculty and staff of the Dow Institute of Radiology DUHS.

SEMINAR ROOMS:



Lecture Hall No 1

Lecture Hall No 2



Lecture Hall No 3

Faculty of Radiology

	Faculty Name	Designation	Qualification	PMDC Faculty Registration No
1.	Professor Dr Nasreen Naz	Professor	FCPS.MHPE	16232-S
2.	DR SOHAIL AHMED KHAN	Associate Professor	FCPS,MCPS, MHPE	37498-S
3.	DR BINISH RASHEED	Associate Professor	MBBS, FCPS, EDiR	49724-S
4.	DR MARIAM TAUFIQ	Assistant Professor	MBBS, FCPS	51161-S
5.	DR ALI BAQAR NAQVI	Assistant Professor	MBBS, FCPS, MCPS	16235-S
6.	DR ANILA RAHIM	Assistant Professor	MCPS , MD	35273-S
7.	DR AMBREEN SAIR	Assistant Professor	MBBS, FCPS	70257-S
8.	DR QURAT UL AIN HADI	Assistant Professor	MBBS, FCPS,(FS IN NEURO)	52268-S
9.	DR AYESHA WALID	Assistant Professor	MBBS, FCPS, FS WOMEN IMAGING	48037-P
10.	DR NIDA RAFIQ	Assistant Professor	MBBS, FCPS, EDiR	56526-S
11.	DR AMEENA BEGUM	Assistant Professor	MBBS , FCPS	30022-S
12.	DR UMMEY AIMEN	Assistant Professor	MBBS , FCPS	56386-S
13.	DR RABELLE	Assistant Professor	MBBS , FCPS	61456-S
14.	DR PERVAZ	Assistant Professor	MBBS FCPS (FS VIR)	65754-S
15.	DR SAMEERA SALMAN	Senior Instructor	MBBS , FCPS	38845-S
16.	DR MAHNOOR HAFEEZ	Senior Instructor	MBBS, FCPS, EDiR	59248-S
17.	DR ROOHI MUHAMMAD	Senior instructor	MBBS ,FCPS	
18.	DR SAIRA YASMEEN	Senior Instructor	MBBS, FCPS, EDiR	58232-S
19.	DR JAVERYA	Senior Registrar	MBBS, FCPS, EDiR	54831-S
20.	DR SAMIYA QUDOOS	Senior Registrar	MBBS, FCPS	61434-S
21.	DR SAMEETA ASAD	Senior Registrar	MBBS, FCPS	46405-S
22.	DR NUDRAT	Senior Registrar	MBBS FCPS	74620-P
23.	DR QURATULAIN SALEEM	Senior Registrar	MBBS FCPS	70158-S
24.	DR ANUM	Instructor	MBBS FCPS	70770-S
25.	DR NAILA JABEEN	Lecturer	MBBS. MD	23924-S
26.	DR ANMOL FARIHA	Instructor	MBBS FCPS	75117-S
27.	DR SARA	Instructor	MBBS FCPS	
28.	DR SHIREEN SIKANDER	Instructor	MBBS FCPS	68460-S
29.	DR AMMARA AFAQ	Instructor	MBBS FCPS	75693-S

BSRT Program Faculty:

Prof. Dr Nasreen Naz

Head of Department
Dow Institute of Radiology

Dr. Sohail Ahmed Khan

Associate Professor
BSRT Director
Dow Institute of Radiology

Dr Ambreen Sair.

Assistant Professor
Program Coordinator BSRT
Dow Institute of Radiology

Dr Saira Yasmeen

Senior Instructor
Program coordinator BSRT
Dow institute of Radiology

Mr. Maaz Shamsi

Academic Coordinator
Dow Institute of Radiology
DUHS

Opportunities:

- Electives: Offered electives to BSRT students after 5th and before 8th semester in Different centers of radiology with proper signed MOU.
- Internship: 06 Months paid internship of BSRT graduate on merit basis.
- Job Opportunities: our aim is to accommodate our trained proficient, safe Technologists and radiologists.

Research Activities:

- To encourage effective research and medical education in the field of radiology technology.
- Research Project: 6 to 8 Semester By dedicated statistician / dedicated supervisors.
- Research project course is offered from sixth- eighth semesters
- Able to select studies relevant to their field : Take IRB, Able to do statistic work, Able to do final write up.
- Attainment of academic and research excellence at national and international level
- Equipped with special software for processing research data i.e. SPSS, etc.
- The program mission helps in provide leadership in creating and imparting knowledge through high quality research and education.
- Through active research faculty can continue to update their skills to ensure that they know about contemporary and future challenges.
- Performance appraisal (based on teaching, research & development, participation in academic and non-academic activities)


Dow Gymnasium for Extracurricular Activities

Inter-departmental sports activities

1. Badminton
2. Table Tennis
3. Volley Ball
4. Basket Ball
5. Cricket
6. Chess
7. Throw Ball



Food Fun Festival



DOW UNIVERSITY OF HEALTH SCIENCES

FOOD FUN FESTIVAL

ENTREPRENEURIAL STRATEGY BUYING/SELLING ACTIVITY
DOW INSTITUTE OF MEDICAL TECHNOLOGY

SATURDAY
14th
JUNE 2025

VENUE:
GYMNASIUM
QJHA CAMPUS, DUHS
09:00 AM-02:00 PM

**GAMES - FOOD ITEMS
FUN ACTIVITIES - PRIZES**

**ORGANIZED BY
SECOND YEAR STUDENTS**

- Dental Care Professionals
- Clinical Laboratory Sciences
- Respiratory & Critical Care
- Ophthalmic Technology
- Perfusion Sciences
- Surgical Technology
- Optometry

CHIEF ORGANISERS

- Mustafa
- Laiba Gureshi
- Abdul Rehman Mirza
- Abuzar
- Farhat Rehman
- Bushra

FOR ANY QUERY CONTACT
Mustafa | 0304 2602992
Abdul Rehman Mirza | 0312 2040051

Festivities

- > Popcorn
- > Sweetcorn
- > Fizzy Drinks
- > Golgappay
- > Laziz Tikki Chat
- > Chatkara, Chaana Chaat
- > 1 Bite Samosa
- > Dubai Bun, Feska
- > Pasta
- > Shashik Sticks
- > Mini Pancakes
- > Matka Kullfi
- > Eatsa Juice
- > Pineapple Juice

Games

- > Pencil Pot
- > Lock and Keys
- > Drop Ball in Mini Baskets
- > Arrange the Objects
- > Guess the Song Challenge
- > Complete the Lyrics
in 3/5 secs
- > Pop the Balloon
- > Biceps Curl Challenge for
Boys (mere pass dumbble hai)
- > Try not to laugh challenge
- > Guess the name with emojis
- > Hand Wrestling

STEP IN FOR A FEAST OF FLAVOR & ENTREPRENEURSHIP!

[dow.university](https://www.dow.university)
 [dow_uni](https://www.dow_uni)
 [dow_university](https://www.dow_university)
 [DUHS](https://www.duhs)

Intra-DUHS Indoor Games 2025

Huge achievement for Dow Institute of Radiology! We've made our mark with 5 trophies! Massive congratulations to all the winners and runners-up for their outstanding performances and for bringing pride to our department!



Flavor of Pakistan



Workshop Smart Studying with Artificial Intelligence

Successful Workshop on “Smart Studying with AI”

- Understanding the fundamentals of AI in healthcare and education
- Exploring intelligent tools to enhance studying and research
- Practical techniques for AI-based learning
- Ethical and responsible use of AI in the medical field




Dow Institute of Radiology

A 4 HOUR WORKSHOP OF
SMART STUDYING WITH AI
EMPOWERING HEALTHCARE STUDENTS WITH INTELLIGENT TOOLS

Saturday, 16 Aug 2025 | 09:00 AM Onward

Chief Guest:
Prof. Jahan Ara
Vice Chancellor of DUHS

Speaker:
Dr. Khurram
Associate professor KSBL,
Artificial Intelligence Consultant, DUHS

Workshop Objectives:

- Understand the fundamentals of Artificial Intelligence (AI)
- Explore the role of AI in healthcare and medical education
- Learn how to use AI tools to enhance studying and research
- Master effective prompting techniques to communicate with AI tools
- Discuss responsible and ethical AI use in the medical field

Chief Patron:
Prof. Nasreen Naz
Head of Department,
Dow Institute of Radiology
Dow University of Health Sciences

Who should attend:
Fresh Medical Graduates
Health care professional and Researchers
Data scientist working in medical imaging
Allied health sciences
All interested candidates can attend

Event Organizers: Mr. Maaz Shamsi | Ms. Rahila Arshad | Ms. Bisma Fatima

Reg fee: 1000/- **Total seats: 50**
Bring you laptop with an active internet connection

For Registration please visit: www.tinyurl.com/y5jradd9 Or Scan QR Code 

Workshop: BASIC LIFE SUPPORT (BLS)

A Basic Life Support (BLS) training session was organized for the BSRT students, and it turned out to be a very successful and productive activity. The students actively participated, learned essential life-saving skills, and showed great enthusiasm throughout the session. It was encouraging to see how well they grasped the concepts and later presented their learnings in a very impressive way. Overall, the session proved to be highly beneficial for their academic and professional growth.



Dow Institute of Radiology

Organized by:
Dow Institute of Radiology

- Date: 20th August 2025
- Time: 10:00 AM sharp
- Venue: [PDC DIMC]

Exclusively for:
BSRT – Semester I Students Only

Limited Seats

Basic Life Support (BLS) Training

Learn essential life-saving techniques, CPR protocols, and emergency response skills guided by certified professionals.

Contact
Mr. Maaz Shamsi: maaz.shamsi@duhs.edu.pk



Breast Cancer Awareness Symposium 2025

Innovations in Breast Imaging – Transforming Breast Health



BREAST CANCER AWARENESS

SYMPOSIUM: INNOVATIONS IN BREAST IMAGING TRANSFORMING BREAST HEALTH

4 CME Hours

Date: Thursday 9th October, 2025 | Timing: 09:00 AM – 01:00 PM
Venue: Lecture hall-3, 1st floor Dow Institute of Radiology, OJHA Campus

Highlights:

- ▲ Breast Cancer Screening Mammography
- ▲ Breast Ultrasound and Elastography
- ▲ Digital Breast Tomosynthesis
- ▲ Contrast-Enhanced Mammography
- ▲ Case-Based Interactive Learning with Artificial Intelligence

Target Audience:
Radiologists, Radiology Residents, Technologists, General Practitioners, Breast Surgeons, Oncologists, Medical Students, and Breast Surgery Residents.

Registration Fee: Rs.1500
Payment is accepted online only.

Account Title: D.I.R.S Collection A/c
Bank Name: United Bank Limited (UBL)
Branch Name: Jinnah-Urdu Road Branch
Branch Code: 0401
Account No: 0401003395
IBAN: PK33 0011 0102 0401 1015 9995
Swift Code: UBLPK33

Chief Organizer:
Prof. Dr. Nasreen Naz (Director Chairperson, DIR)

Co-Organizers:
Dr. Ayesha Walid (Assistant Professor)
Dr. Anila Rahim (Assistant Professor)

Coordinator:
Dr. Naila Jabeen (Lecturer, DIR)
Mr. Muhammad Naseer (Manager, DIR)
Ms. Rabila Arshad Ali (Administrative Officer, DIR)
Mr. Maaz Shamsi (Academic Officer, DIR)

For Registration
www.diryeat.com/Savacp3d
Or Scan QR Code

Contact Details: Email: rabila.arshad@duhs.edu.pk
Email: maaz.shamsi@duhs.edu.pk | Cell #: 03102501804